

ADARSH KINDERGARTEN

C-Block, Vikas Puri

A vibrant summer-themed illustration. At the top left is a bright yellow sun with rays. To its right is a large, triangular slice of red watermelon with black seeds. Below the sun is a red ice cream bar on a stick. At the bottom right is a red and white striped lifebuoy and a yellow donut with sprinkles. The entire scene is framed by various green leaves, including large monstera leaves and ferns. The text is centered on a white rectangular background.

HOLIDAYS HOMEWORK PRE PRIMARY (2021-22)



Dear Parents

Holidays are the best time to step away from everyday life and reconnect with our children. It is the time to relax, enjoy and create a bond with our family. Celebrating the holidays to the maximum does take some planning, especially now when we are facing the present scenario of COVID-19. Here are some suggested activities for you to engage your child. Working together will enhance the confidence and develop necessary skills among them. You can plan a happy holiday season with a wish that even a pandemic can't get in the way of making special holiday memories.

**Warm Wishes
Pooja Malhotra
Principal**



Please take care of the following instructions:

- ❖ The given worksheets should be done under your guidance.
- ❖ The child should have a fixed time daily for doing assignments.
- ❖ Encourage your child to watch: National Geographic Channel, Animal Planet Channel etc. for half an hour. Motivate them to be kind towards animals.
- ❖ Nurture your child's interest - watering plants, playing with clay, crayons, learning how to play indoor games like Snakes and Ladders, Carrom, Monopoly, Chess, Scrabble etc.



Manners: At home

- ❖ Encourage them to keep the house clean by neatly stacking the toys, books or craft after they finished their task at hand.
- ❖ Motivate them to greet other members of the family with proper respect. Encourage them to be polite and gentle.

At the Dinner Table:

- ❖ Ask them to take small bites and eat slowly with their mouth closed.
- ❖ Involve them in small household chores like making their bed in the morning, cleaning their wardrobe, offering glass of water to elders, clearing and cleaning the table after lunch or dinner.



Here is a short assignment given below, we have tried to make the work enjoyable keeping in mind children's interest. We hope they will enjoy doing it.

- **Your child is special** - Encourage the child to learn and write his/her name, memorize the address and parents' phone numbers too.
- **Calendar Reading** - Make him/her learn the names of days in the week and names of the months in a year.

Improving the fine motor skills -

- Play with dough or clay and try to create various scenes. This is the right time to involve your child in such activities.
- Practice one page of colouring everyday - Encourage left to right strokes.

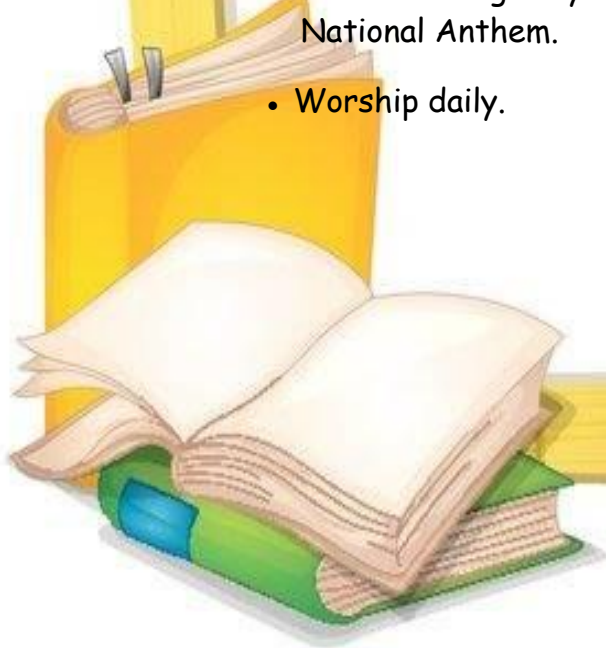


Encourage self-expression

- Learn five lines about myself.
- Speak simple sentences in English with your Family Members.
- **Improving their reading and writing skills -**
 - Read more and more books, parents can choose a quiet time for reading with the child.
 - Do the given work in 3-in-1 notebook (preferably).
 - Beat the heat by making summer drinks like lemonade, lassi, fruit smoothies or squashes. Take your parents help.
 - Avoid junk food and eat nutritious food.
 - Save paper. Use both sides of the sheet.



- Use magic words SORRY, THANK YOU, EXCUSE ME and PLEASE generously.
- Save electricity. Switch off fans, lights etc when not in use.
- Exercise daily.
- Take a small pot and sow few seeds of your choice. Give it a name, nurture it and observe the plant growing.
- Learn Morning Prayer, revise all the rhymes and the National Anthem.
- Worship daily.





General instructions to be followed while doing Holidays' Homework

- Take the printouts of the worksheets attached and complete them neatly.
- Revise all the English and Hindi rhymes done till date.
- Revise all the concepts done so far.
- Do page no. 18, 84 & 85 in Maths book.
- Do page no. 4,5 and 6 in Adharika book.
- Help your child to make a handmade folder. Decorate it and compile all the Worksheets in it.

E- LEARNING ACTIVITIES

ENGLISH

Watch and recapitulate the phonic sounds and vocabulary words through the provided links below:

<https://youtu.be/pIbIEFwEjOM>

<https://youtu.be/LmYkr25883M>


<https://youtu.be/wbuANsNspy4>

MATHS

Click the given link below and recapitulate the concepts related to numbers.

<https://youtu.be/bGetqbqDVaA>

<https://youtu.be/rWYpnwDr5Lg>





HINDI

नीचे दिए गए लिंक पर क्लिक करके व्यंजन ग,म और भ से जुड़े शब्दों को सीख कर कहानी सुनिए

<https://youtu.be/FzvFHKxC4jY>

<https://youtu.be/2fbmMckq91k>

<https://youtu.be/BQWtT-ZJj4c>

GENERAL AWARENESS

Click the given links below and recapitulate the concepts related to the theme of this Month "Know me more".

<https://youtu.be/LsqaoyNO5Nk>

<https://youtu.be/FHaObkHEkHQ>



ENGLISH

- Write two pages each of the following c, a & o. Letters and paste 2 to 3 related pictures.
- Learn phonic sound and at least 5 vocabulary words of the letters done. (Kindly follow the small cursive pattern as instructed by the teacher)

MATHS

- Write 1-70 (5 times each).
- Learn Oral Counting from 1-100.

हिन्दी


- Write two pages each of ग, म, भ
- Write five pages each of अ - अः and paste 2 to 3 related pictures.

Conversation Skills

- Good Morning!
- How are you?
- I am fine, thank you.
- May I Come in?
- May I go to the washroom?
- May I wash my hands?
- May I drink water?
- May I have my lunch?
- Thank you
- I need a pencil, an eraser etc.
- My hands smell fresh.
- I am thirsty and hungry.
- The food was delicious.
- It is sunny today.
- It is windy today.
- It is bright day today etc.

Creativity Work

Make a collage of any new activity learnt during this time under your parent's guidance like preparing a new dish, creating something out of waste material, drawing and painting etc.



All About Me



I am _____
years old

Self Portrait



My Birthday is: _____



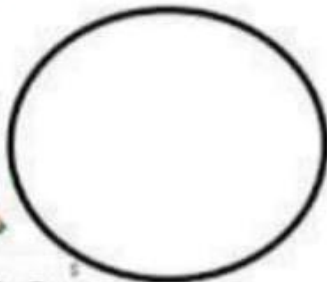
My Favorite

Color: _____



Animal: _____

Food: _____









Book: _____



Paste the pictures of your family members on the family tree.



Use a marker to dot the correct beginning sound for each picture.

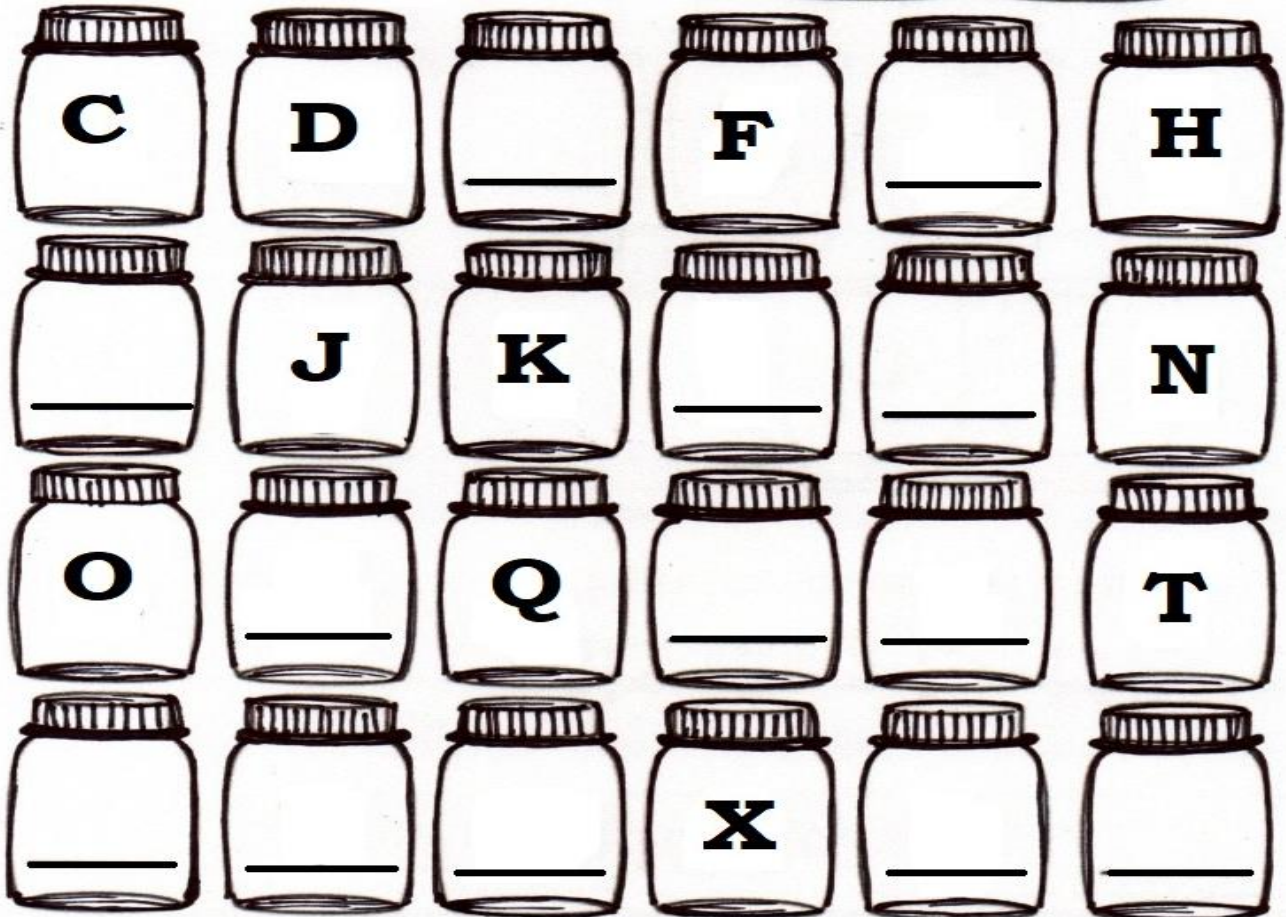
	<p>C</p> <p>A</p> <p>E</p>		<p>F</p> <p>G</p> <p>S</p>
	<p>R</p> <p>J</p> <p>P</p>		<p>K</p> <p>C</p> <p>D</p>
	<p>Y</p> <p>H</p> <p>A</p>		<p>O</p> <p>J</p> <p>M</p>

Fun with letters

Colour the letters of your name.





Write the missing letters.



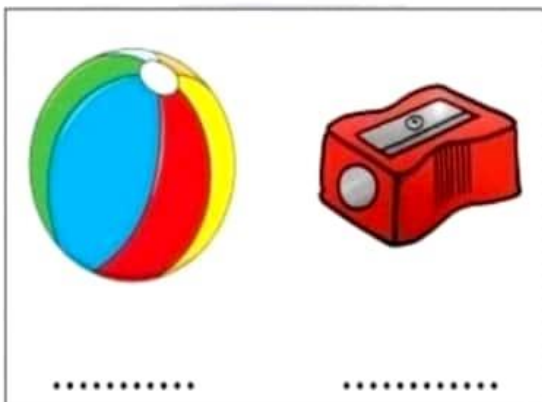


Lets' sort the Letters

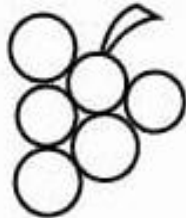

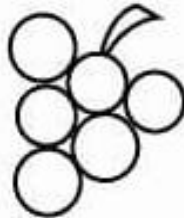
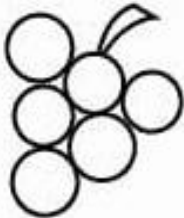

Colour ,cut and paste the apples on the correct tree.




Write (H) for heavy objects and (L) for light objects.



Colour the Odd one out.



चित्र देखकर सही व्यंजन से मिलान करो।



दिए गए स्वर से संबंधित चित्र में रंग भरो।


आ



ऊ



इ



अं

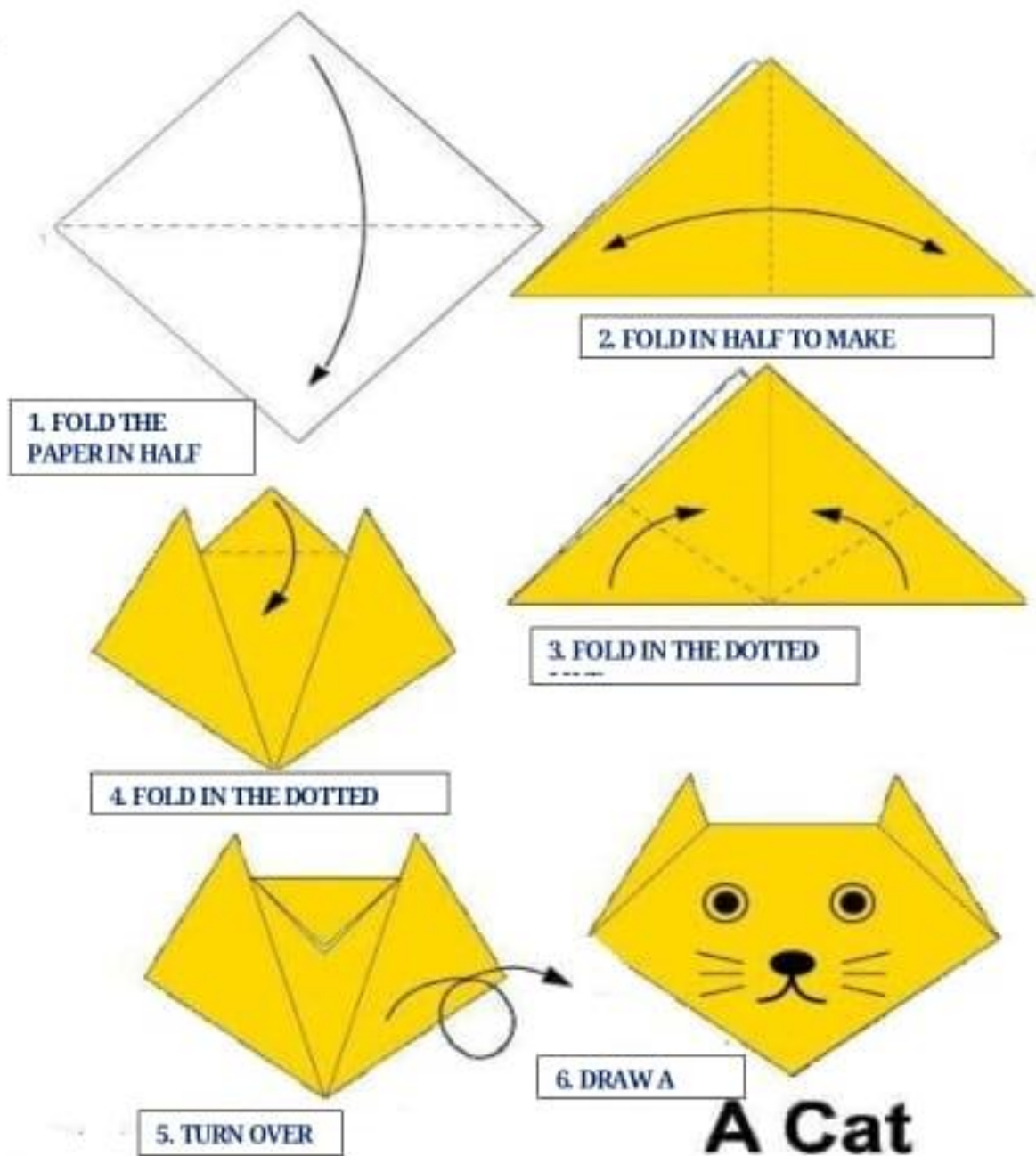


ऐ



Origami Fun

Follow the given steps and make your own paper cat using origami sheet.




Do cotton dabbing in the given picture.



Trace the dots and colour the picture.



Fill in the missing numbers.


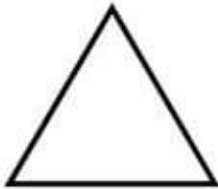




Colour the given picture. Give it to your mom on the occasion of Mother's Day and make her feel special.











Cut and Paste


Cut out and paste the shapes that match in the boxes below.

✂

✂



Let's make them.....



"Little Chefs"

Make a delicious ice-cream shake at home with your child and also capture the moment of enjoying .

Oreo Ice-cream Shake Recipe

Ingredients:

***8 Oreo biscuits(crushed)**

*** 4 scoops of vanilla ice cream**

***2 cups milk**

***Handful of ice**


Blend everything in the blender until smooth and enjoy!



**PASTE
THE
PHOTOGRAPH**

Lets' Roll and Colour

Roll the dice and colour the boxes given below.




Kindly follow the given link:

<https://pin.it/6G76Ita>

Spot the difference

Find the differences in the given picture.



ACTIVITY TIME

MATERIAL REQUIRED :

1. White sheet
2. Pencil
3. Fevicol
4. Salt
5. Poster colours
6. Paint brush
7. Water



HOW TO ENJOY THE ACTIVITY :

1. Take a plain white sheet .
2. Draw any picture of your choice
like- flower, rainbow, butterfly, tree, clouds,etc.
3. Apply fevicol on the outline of your drawing.
4. Spread salt on it.
5. Leave it for one minute.
6. Remove extra salt from the sheet.
7. Dilute the paint by mixing water in it.
8. With the help of paint brush,
add colours to your painting.



KINDLY FOLLOW THE LINK GIVEN BELOW :

<https://pin.it/1aMqvTv>





Pool Noodle Boats



BENEFITS:

Makes them more innovative and creative.



Materials Required:

1. Pool Noodle (sponge)
2. Coloured Paper
3. Straw/Kulfi Stick

How to enjoy the activity:

1. Take a piece of pool noodle/sponge.
2. Cut the paper in a triangle shape.
3. Insert the straw/kulfi stick in the paper .
4. Put the straw in your pool noodle and it's ready to float in water.



Kindly follow the links below:

1. <https://pin.it/1mGrxU1>
2. https://youtu.be/un4NKAwdc_c