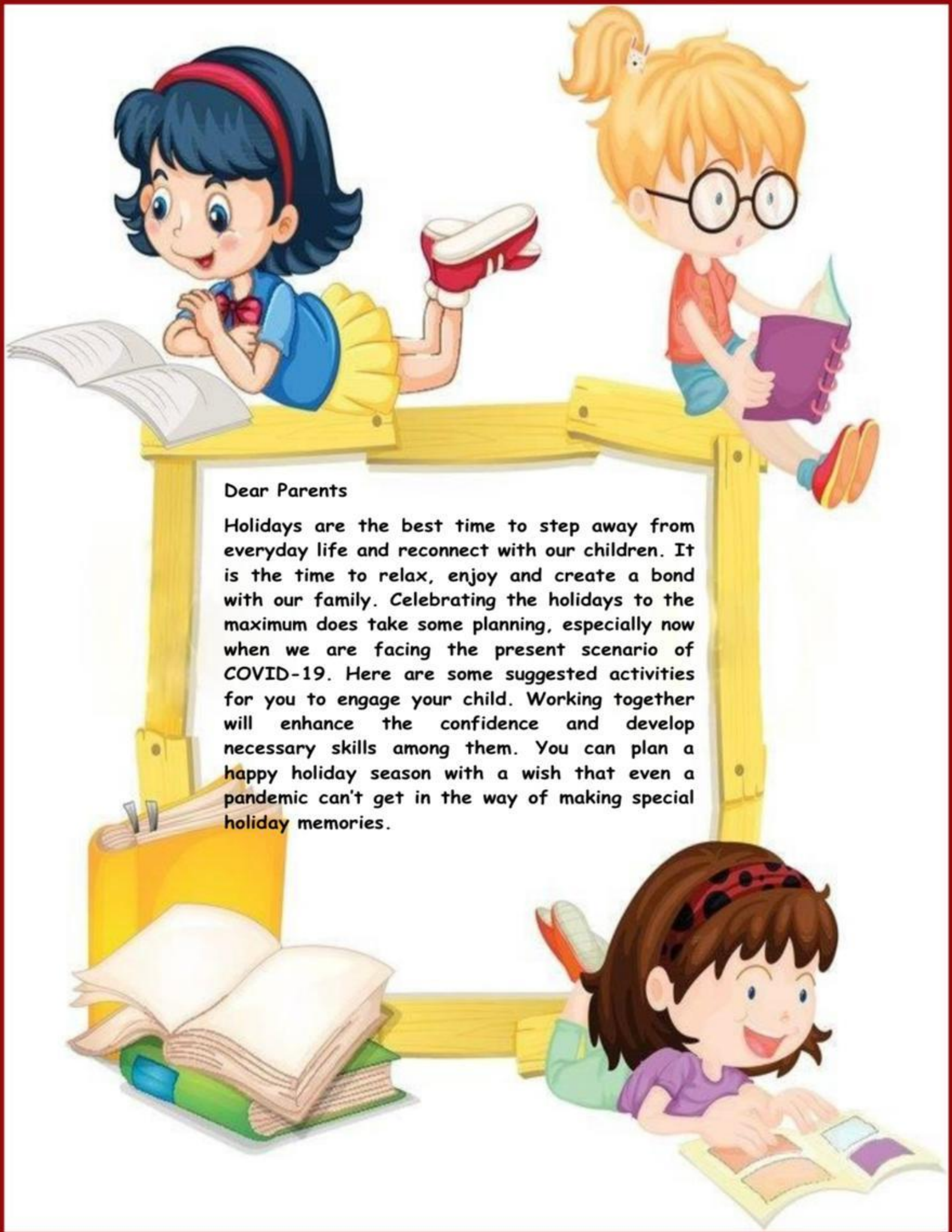


ADARSH PUBLIC SCHOOL

C-Block, Vikas Puri

A vibrant summer-themed illustration. At the top left is a bright yellow sun with rays. To its right is a large, triangular slice of red watermelon with black seeds. Below the sun is a red ice cream bar on a stick. At the bottom right is a red and white striped lifebuoy and a yellow donut with sprinkles. The entire scene is framed by various green leaves, including large monstera leaves and fern fronds. The text 'HOLIDAYS HOMEWORK CLASS I (2021-22)' is centered in a white box.

HOLIDAYS HOMEWORK CLASS I (2021-22)

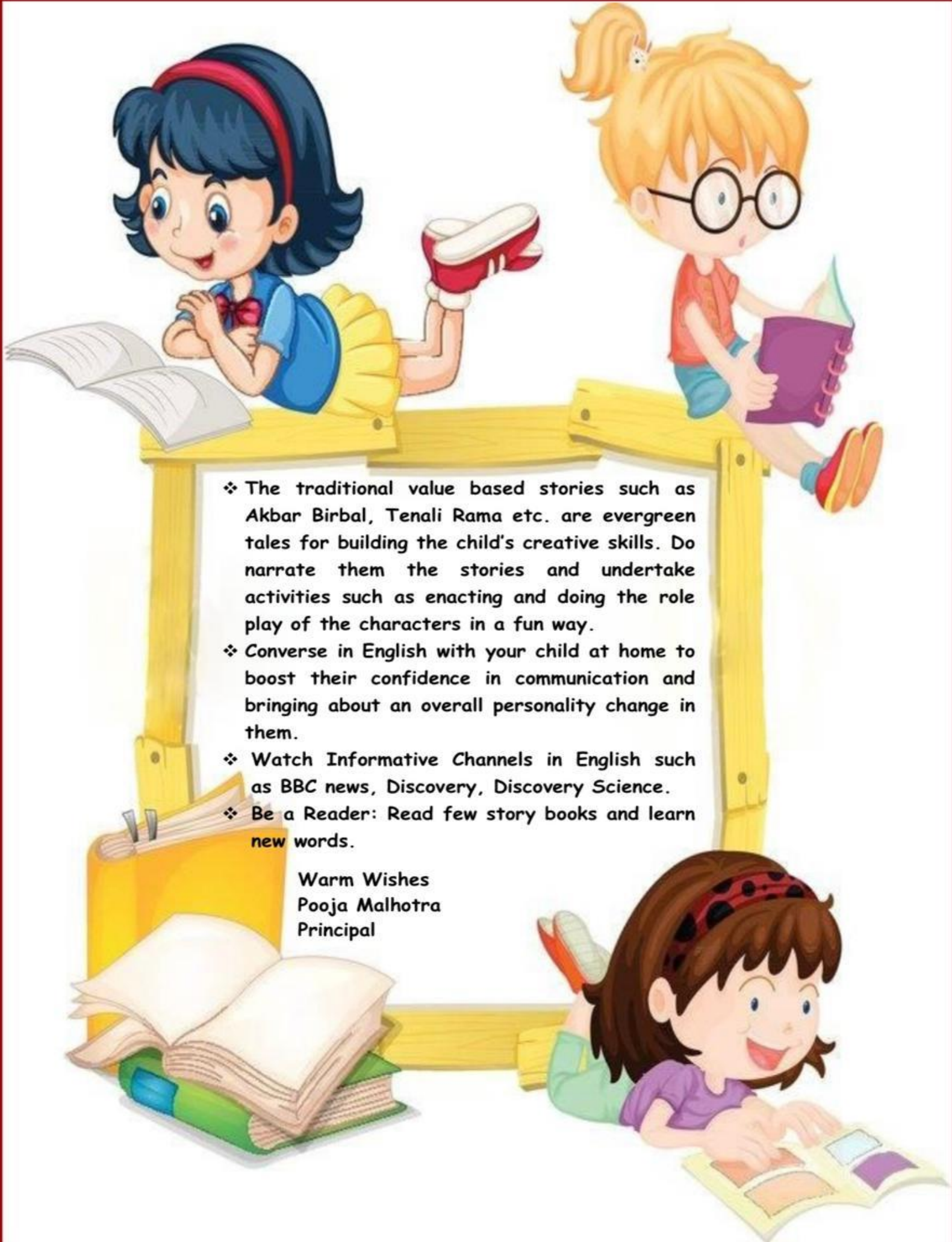


Dear Parents

Holidays are the best time to step away from everyday life and reconnect with our children. It is the time to relax, enjoy and create a bond with our family. Celebrating the holidays to the maximum does take some planning, especially now when we are facing the present scenario of COVID-19. Here are some suggested activities for you to engage your child. Working together will enhance the confidence and develop necessary skills among them. You can plan a happy holiday season with a wish that even a pandemic can't get in the way of making special holiday memories.



- ❖ Help your child be a nature lover by waking them up early morning and talking about the various birds and their sounds.
- ❖ Instill the value of love and affection by encouraging them to spend time with their grandparents.
- ❖ Encourage the child to use magic words such as Sorry, Please, Thank You, My Pleasure etc.
- ❖ Let your child learn the value of helping around in the house by doing small jobs like watering the plants, dusting, cleaning their cupboards, folding the clothes, filling water bottles etc.
- ❖ Play indoor games such as ludo, chess etc. with your child and online educational games as well.



- ❖ The traditional value based stories such as Akbar Birbal, Tenali Rama etc. are evergreen tales for building the child's creative skills. Do narrate them the stories and undertake activities such as enacting and doing the role play of the characters in a fun way.
- ❖ Converse in English with your child at home to boost their confidence in communication and bringing about an overall personality change in them.
- ❖ Watch Informative Channels in English such as BBC news, Discovery, Discovery Science.
- ❖ Be a Reader: Read few story books and learn new words.

Warm Wishes
Pooja Malhotra
Principal



GENERAL INSTRUCTIONS TO BE FOLLOWED WHILE DOING HOLIDAYS HOMEWORK

- The holiday homework should be done systematically, neatly and presented in the child's own handwriting.
- Send all the worksheets in a folder.
- **Practice Book Work -**
 - Do page no.- 6 and 7 in English Cursive Writing Book.
 - Do page no.- 2 and 3 in Hindi Sulekh Book.
 - Do page no.- 28 to 31 in Maths book.
 - Do page no. 5 (Colouring of School Time) and 34 (Easter Eggs: Sponge Impression Activity) in Art and Craft Book.
- **E- Learning Activities:**

English - Click the given link and listen to the song. Pick and write the rhyming words on coloured A4 size ruled sheet.

<https://youtu.be/EuAjpg6NSVM>

Maths - Click the given link and recapitulate the forward and backward counting.

<https://youtu.be/3zLgSCal2K4>


हिन्दी - नीचे दिए गए लिंक पर क्लिक करके कहानी सुनिए। कहानी में आए आ की मात्रा के शब्दों को ए-४ साइज़ रूल्ड शीट पर लिखिए।

<https://youtu.be/2aXXNwq4d50>






•Know More About SIKKIM



Make a beautiful, well labelled collage on A3 size colourful pastel sheets related to rituals, costume, food, culture, heritage etc. of the state Sikkim.


Make an attractive menu card of famous dishes of Sikkim (Give a catchy name to your restaurant). Click the given link for making a menu card.

<https://youtu.be/BODirgSoSyw>



I LOVE COLOURS

Unscramble the words, spell and write the name of colours:



U B
L E


--	--	--	--

G E R
E N



--	--	--	--	--

O N A R
G E



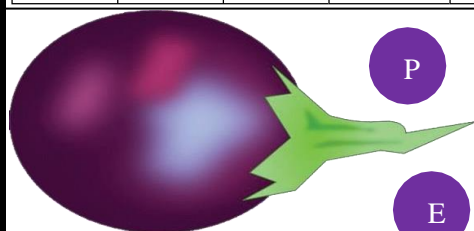
--	--	--	--	--	--

B A C
L K




--	--	--	--	--

P L R
E U P




--	--	--	--	--	--

P N
I K




--	--	--	--

W B
R N O



--	--	--	--	--

Y O L
W L E




--	--	--	--	--	--

P H E
A C



--	--	--	--	--




R D
E



--	--	--

RHyme A WHILE

Make rhyming words with the help of given words:



DAYS OF THE WEEK

Find and colour the name of days of the week in the following grid.

B	W	E	D	N	E	S	D	A	Y
R	J	Q	F	L	R	M	Y	N	B
T	H	U	R	S	D	A	Y	A	M
R	N	Z	I	R	I	F	A	C	O
S	A	Q	D	H	Z	J	A	S	N
U	A	T	A	F	P	A	K	U	D
N	G	W	Y	O	E	U	A	G	A
D	T	U	E	S	D	A	Y	A	Y
A	X	M	A	L	M	V	P	T	E
Y	S	A	T	U	R	D	A	Y	X



ONE AND MANY

Observe the picture carefully. Segregate the pictures (One and Many) and write the names in their respective column.



ONE

Sun

MANY

दिए गए अक्षरों से दो- दो शब्द लिखिए ।



ख



ग



घ



ज



न



म



र




ह









ब




नीचे दिए गए शब्दों में से 'आ' की मात्रा वाले शब्दों को चुनकर फूलों के अंदर लिखें और फूलों में रंग भी भरिए।





नहाना	गरदन	रायता	उपवन
पायल	कटहल	कलम	गाजर
सरगम	रामायण	शलगम	पाठशाला



चित्र देखकर वाक्य पूरे करिए।

राम _____  बजा।

सपना _____  कर।

बाज़ार जाकर लाल _____  ला।

रमन _____  रख।

राधा _____  पहन।

चित्र देखकर खाली स्थान भरिए।



द र — —



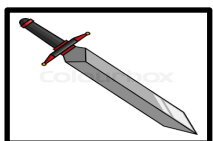
न — ना



श — — म

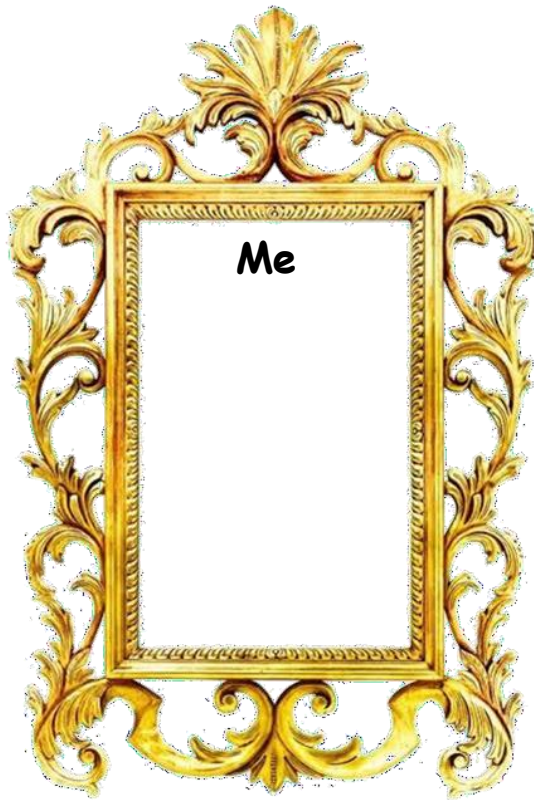


क — ल



— ल — र

ME AND MY NUMBERS



My First Name

My Last Name

I have _____ letters in my first name.

I have _____ letters in my last name.

I am _____ years old.

There are _____ members in my family.

I have _____ siblings.

I have _____ friends.

I have lost _____ teeth so far.



I have _____ books in grade 1.



I have _____ pair of shoes.



I have _____ number of plants at my home.



MISSING NUMBERS



Fill in the missing numbers in place of the pictures given below:


1	2	3		5	6		8
---	---	---	---	---	---	---	---

19		21	22	23		25	26
----	---	----	----	----	--	----	----

33	34		36	37	38		40
----	----	---	----	----	----	---	----

54	55	56		58	59	60	
----	----	----	---	----	----	----	---


87		89	90		92	93	94
----	---	----	----	---	----	----	----



—



—



—



—



—



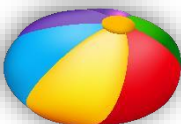
—



—



—



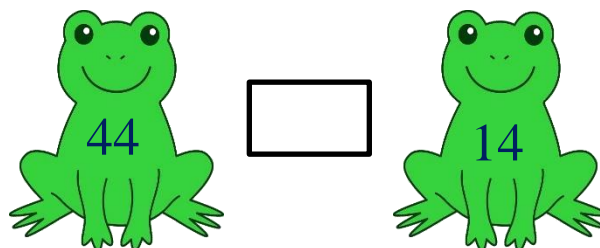
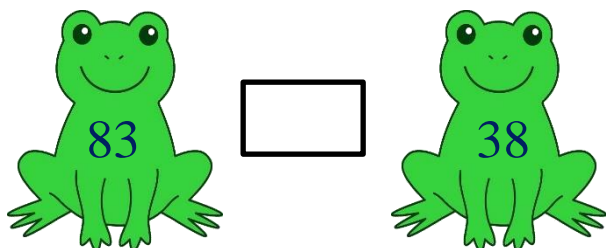
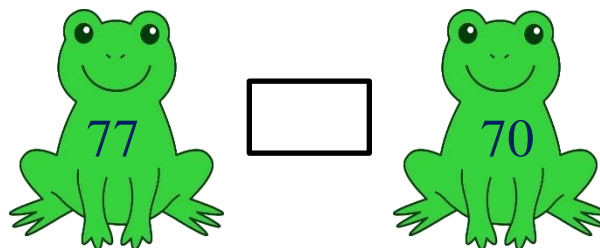
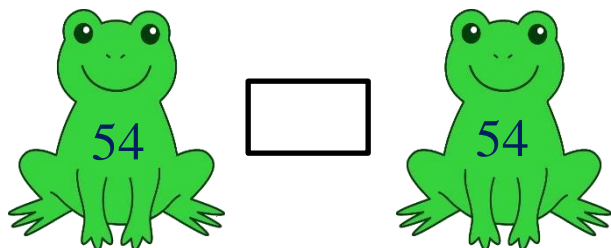
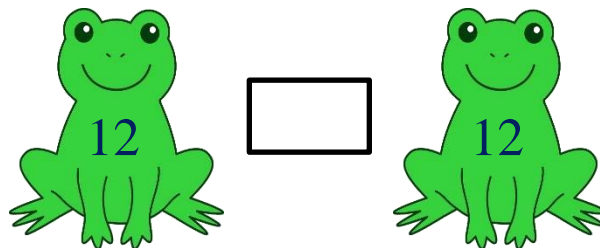
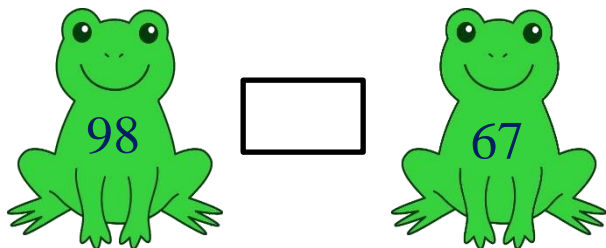
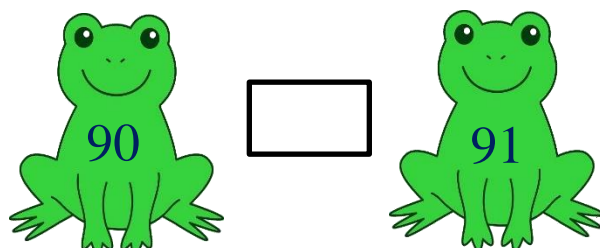
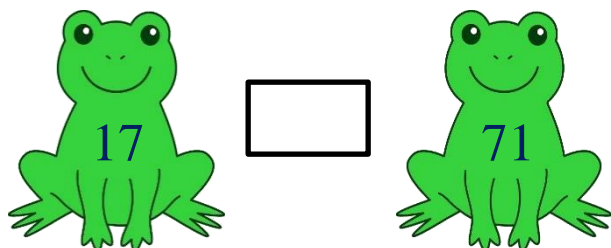
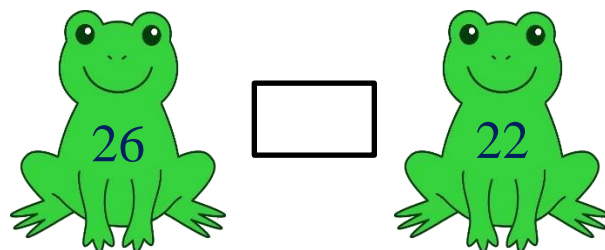
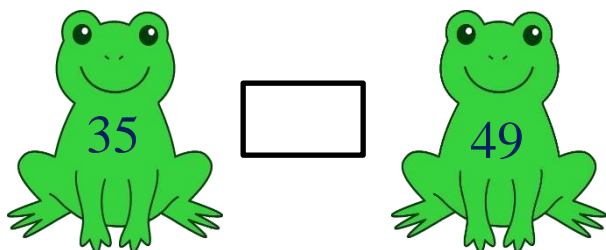

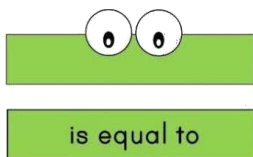

—



—

COMPARING THE NUMBERS


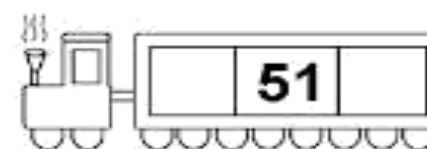

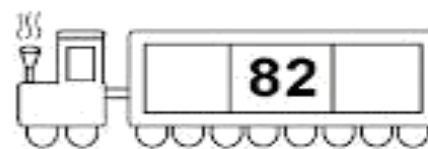
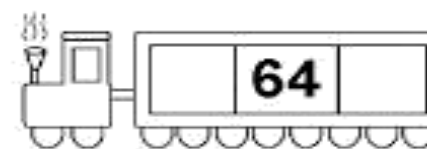
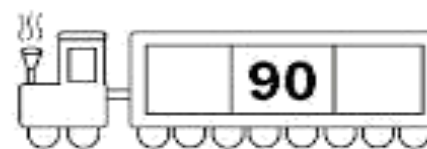
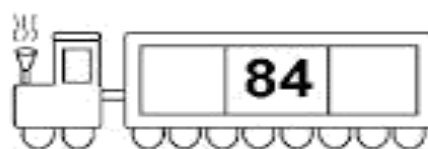
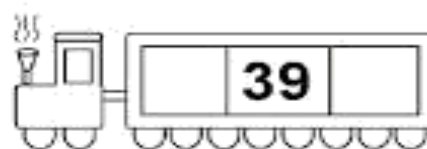
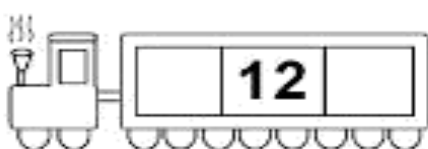
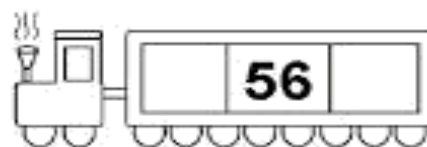
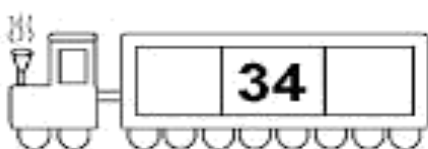
Use the given symbols and help the alligator to find the frog with bigger number :





BEFORE AND AFTER NUMBERS


Write the numbers that comes before and after.



GUESS ME

Look at the pictures carefully. Place the colour **green** in the box if it is not a machine and **blue** if it is a machine.





Draw a picture of Hut with different shapes in MS Paint.
Also take print out of the same and paste it below.

CREATIVE HANDS AT WORK

Colour the given picture with the help of thumb impression and decorate it with studs and sequins.



"Let's celebrate the labour that build up this great land from field to field, desk to desk, they built it hand in hand."



Activity

Let's pay a heartfelt gratitude by making a thanks giving card by using the waste material and making the BEST OUT OF WASTE.

Present a card to atleast one of your helpers (maid, driver, guard, gardener, cook etc) on the occasion of Labour's Day and click a picture with them.



HAPPY MOTHER'S DAY

MOM

Let's dedicate a poem to our sweet and charming mother. Complete the given poem with the help of the words given in the help box. Make Mother's Day memorable by reciting this poem and capture this beautiful moment. Share the photograph in the given frame.

May, day, near, fear, made

Oh! Mother you are so dear.
With you I have no _____,
as you are always _____.
It is you who guides my way,
you always light my _____.
For me you are the shade,
which God _____.
On second Sunday in month of _____,
we wish you a Happy Mother's Day.



MOM & ME

COOKING WITHOUT FIRE ACTIVITY

Watermelon popsicles (chuski)

Ingredients :

- 1 glass watermelon juice
- 1/2 lemon juice
- Sugar powder (if required)



How to make Watermelon popsicles (chuski) :



- Please wash your hands before making popsicles.
- Remove seeds from the watermelon and grind to extract its juice and sieve it.
- Add lemon juice to it and mix it well.
- Add sugar powder (if required).
- Mix and pour in kulfi moulds.
- Freeze for at least 3 hours and it is ready.

Share the name of family members you shared this yummilicious chuski and take their feedback about it.

FEEDBACK FORM

1. Name : _____

Feedback : _____

Rate my Chuski : 

2. Name : _____

Feedback : _____

Rate my Chuski : 

3. Name : _____

Feedback : _____

Rate my Chuski : 

4. Name : _____

Feedback : _____

Rate my Chuski : 

FUN GAME ACTIVITY

Enjoy this game by involving three more members of your family (named **A,B,C** and **D**). The player (MONKEY) who finds the way first and reaches the coconut tree will win the game. Write the name of the winner in the given box.



Winner :
