


ADARSH PUBLIC SCHOOL

C-Block, Vikas Puri

A vibrant summer-themed illustration. At the top left is a bright yellow sun with rays. To its right is a large, triangular slice of red watermelon with black seeds. Below the sun is a red ice cream bar on a stick. At the bottom right is a red and white striped lifebuoy and a yellow beach ring. The entire scene is surrounded by various green leaves, including large monstera leaves and ferns. The background is a solid light yellow color.

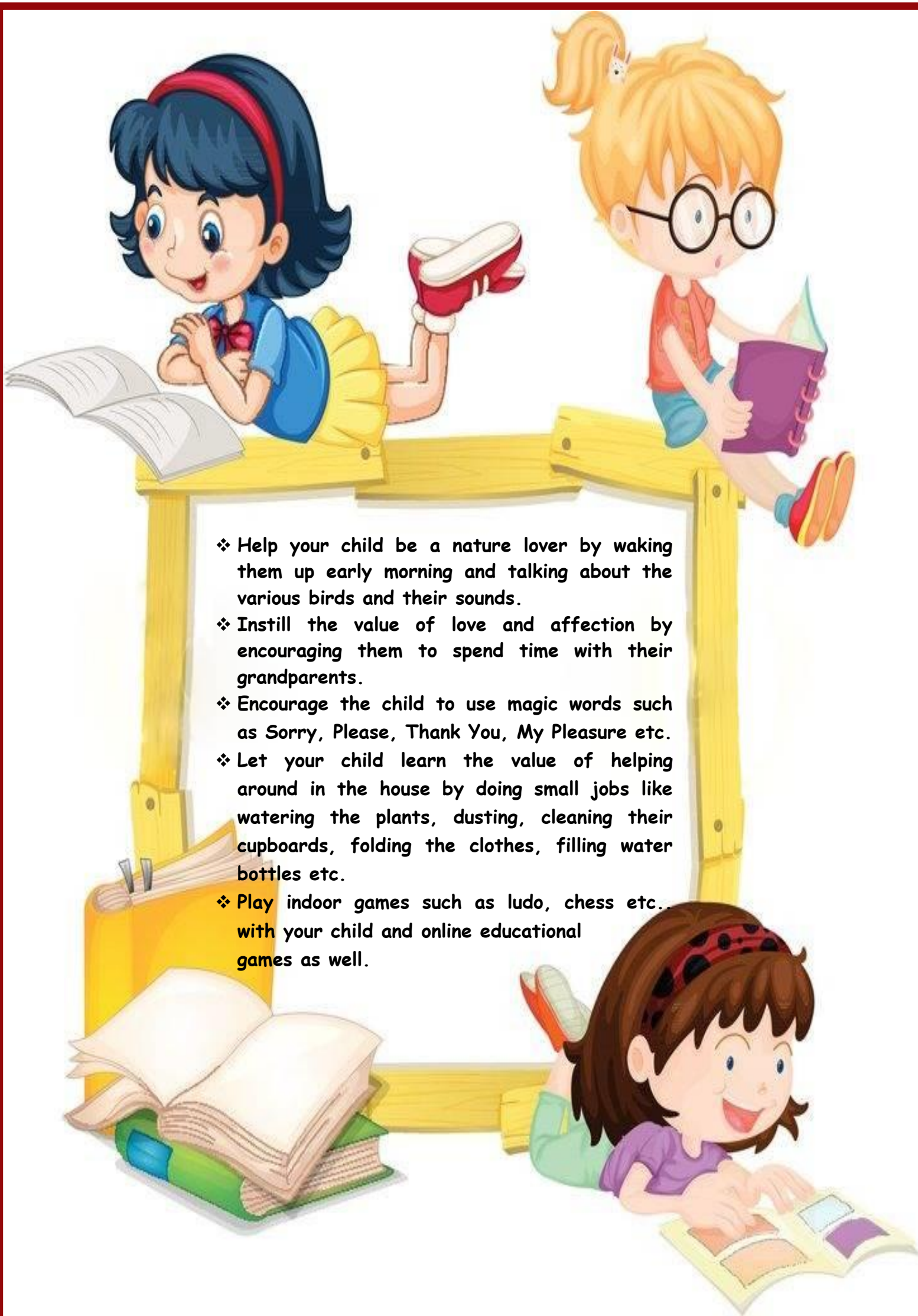
HOLIDAYS HOMEWORK

CLASS IV
(2021-22)



Dear Parents

Holidays are the best time to step away from everyday life and reconnect with our children. It is the time to relax, enjoy and create a bond with our family. Celebrating the holidays to the maximum does take some planning, especially now when we are facing the present scenario of COVID-19. Here are some suggested activities for you to engage your child. Working together will enhance the confidence and develop necessary skills among them. You can plan a happy holiday season with a wish that even a pandemic can't get in the way of making special holiday memories.



- ❖ Help your child be a nature lover by waking them up early morning and talking about the various birds and their sounds.
- ❖ Instill the value of love and affection by encouraging them to spend time with their grandparents.
- ❖ Encourage the child to use magic words such as Sorry, Please, Thank You, My Pleasure etc.
- ❖ Let your child learn the value of helping around in the house by doing small jobs like watering the plants, dusting, cleaning their cupboards, folding the clothes, filling water bottles etc.
- ❖ Play indoor games such as ludo, chess etc. with your child and online educational games as well.



- ❖ The traditional value based stories such as Akbar Birbal, Tenali Rama etc. are evergreen tales for building the child's creative skills. Do narrate them the stories and undertake activities such as enacting and doing the role play of the characters in a fun way.
- ❖ Converse in English with your child at home to boost their confidence in communication and bringing about an overall personality change in them.
- ❖ Watch Informative Channels in English such as BBC news, Discovery, Discovery Science.
- ❖ Be a Reader: Read few story books and learn new words.

Warm Wishes
Pooja Malhotra
Principal

Instructions

- Holidays' homework should be done in a single line notebook.
- Revise the syllabus done so far.

ENGLISH

1. Recreation is really significant specially while you are locked indoors. Utilise this time and play a game on nouns with your family. Roll the dice and choose to prepare the list of nouns as instructed in the board game below. The one who has the longest list wins.




2. “Who is a superhero? They’re supposed to represent hope, opportunity and strength for everybody.” – Aldis Hodge .Watch a movie of your favourite superhero and do the following activities:

- a) Create your own superhero. Give him/her a fancy name and mention what powers he/she should have.

b) Every superhero has his/her own logo as shown below. Design a logo for your superhero, using different geometrical shapes.



Captain America



Batman



Superman



Wonder Woman

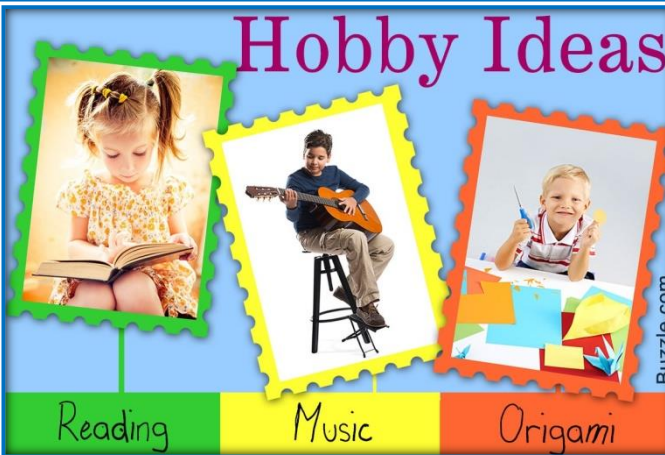
c) Empower your superhero with powers that can help /resolve any one of the following issues being faced by your city:

a) pollution b) traffic congestion c) COVID-19

3. Our name holds the closest place in the heart. Choose adjectives for yourself with the letters of your name and bunch them in a beautiful bouquet as shown in the example below.



4. Any newly cultivated hobby gives you a sense of confidence, achievement and helps you to relax. Choose any two hobbies which gathers your interest from the list given below :

- # Hobby Ideas
- 
- The image features three children, each framed in a different colored border (green, yellow, and orange) with a scalloped edge. The first child, a girl with pigtails, is reading a book. The second child, a boy, is playing an acoustic guitar. The third child, a boy, is making origami. Below each photo is a colored box with the hobby name: Reading (green), Music (yellow), and Origami (orange). The background is light blue with a white border. The text 'Hobby Ideas' is at the top in a large, purple, serif font. The website 'Buzzle.com' is written vertically on the right side.
- Reading
- Music
- Origami
- Buzzle.com

Art Integration

My Mother, my friend so dear,
Throughout my life you're always near,
A tender smile to guide my way ,
You're the sunshine to light my day.

Create a badge and give a title which best suits her unique quality such as empathetic, supportive, etc. Click a photograph and capture this memorable moment. Do not forget to share.



हिंदी

1. बिन खाए , बिन पिए , सबके घर में रहता हूँ।
ना खाता हूँ, ना रोता हूँ, घर की रखवाली करता हूँ।
दिए गए शब्दों की चार पंक्तियों में पहेलियाँ बनाओ व चित्र
चिपकाओ।

क) पीकॉक ख) घड़ी ग) अतिथि
घ) बंदूक ङ) हवा



उत्तर – ताला

2. निम्नलिखित विषयों पर अनुच्छेद लिखें-

क) सबसे प्यारी मेरी माँ
ख) ऑक्सीजन का महत्व
ग) मेरे सपनों का भारत
घ) कोरोना काल में मनुष्य की आदतों में
परिवर्तन



2. मधुबनी चित्रकला द्वारा चिड़िया बनाना सीखें एवं अपने
शब्दों में व्यक्त करें कि आप माधवदास जी के जीवन
का सूनापन दूर करने के लिए क्या करते ?

<https://youtu.be/o3BW8HBOBco>

4. आपके माता-पिता के समय में और आप के समय में
खेले जाने वाले खेलों में क्या अंतर है ? स्वास्थ्य की दृष्टि
से हमें कौन-से खेल खेलने चाहिए ? लिखिए ।

<https://youtu.be/yGEdbcVeqEc>



आर्ट इंटीग्रेशन

5. वृक्ष हमारे लिये बहुत उपयोगी हैं । वृक्ष हमारे जीवन में एक महत्वपूर्ण भूमिका निभाते हैं । मान
लीजिए आप एक पेड़ हैं , चित्रों व संवाद के द्वारा अपनी आत्मकथा दर्शाइये।

MATHEMATICS

1. Arrange the digits using + , - , x or ÷ in such a way that you get the number at the end.

The first one is done for you.

3	8	9	$9 \div 3 + 8$	11
7	8	9		10
3	5	6		9
3	4	6		8
4	5	8		7
2	7	8		6
2	9	3		5
3	8	6		4
3	4	5		3
6	7	8		2
2	2	6		1
9	3	3		0

2. A tangram is a Chinese geometrical puzzle consisting of a square cut into seven pieces which can be arranged to make various other shapes. Use the link shared to make beautiful tangrams for various figures .

<https://youtu.be/xbh1gkr0-Qc>



3. Given below are the names of some sports . Decode the letters as A = 1, B = 2, C = 3, D = 4 and so on. Look at the example and complete the table.

Sports	Values	Sum
FOOTBALL	6 +15 +15 +20 +2 +1 +12 +12	83
HOCKEY		
KHO - KHO		
CRICKET		
BASKETBALL		

4. Learning Tables

Are you finding it to difficult to multiply by 16 ?

Let us follow this method.

Table of 16

Table of 10	10	20	30	40	50	60	70	80	90	100
Table of 6	6	12	18	24	30	36	42	48	54	60
Table of 16	16	32	48	64	80	96	112	128	144	160

Use the above method to learn and write the tables from 12 to 15.

Art Integration

5. Arrange the date of birth (Eg- 10.4.85) of any 10 family members in the Indian Place Value Chart. Make a family tree depicting the relation using pictures.

- Write number names of the date of birth.
- Write the expanded form of the date of birth.

- c) Write the face-value and the place-value of the fifth digit from the right in the date of birth. Also find the sum and the difference of the place-value and face-value.



SOCIAL SCIENCE

1. Gather information about river Ganga and Yamuna .Elaborate about the changes brought to the life of the people near its bank.

2. Weather is a funny thing ,

It's often rainy in the spring.

Summer , hot and very sunny.

Flowers bloom and bees make honey.

In Autumn the leaves are falling down.

Kids jump in piles on the ground.


Winter has a lot of snow ,

So, hop on a sleigh , come - on , lets go ...

Create four bookmarks representing four main

seasons. You can use your imagination to

make it creative, you can add relevant quotes too.



3. Learning States with Fun –

<https://play.google.com/store/apps/details?id=com.panagola.game.mappuzzleindia>

4. The forests have played a crucial role in Life on Earth. Forest provides us with essential items like food, shelter and medicines. However, humans have exploited forests in thoughtless manner and cutting it down rapidly. Find out any ten species of animals and plants which are endangered due to deforestation.



Art Integration

5. Make a colourful scrapbook with pictures in which you have to paste a political map of India and locate ten hill stations of Northern mountains of India. Discuss with your family member about the climate, festivals celebrated, places to visit, food of that place and the clothes worn by the people. Write few lines and paste the pictures of the same. Also make a list of things you need to carry when you visit mountains.

https://youtu.be/_awOes4OM5U

SCIENCE

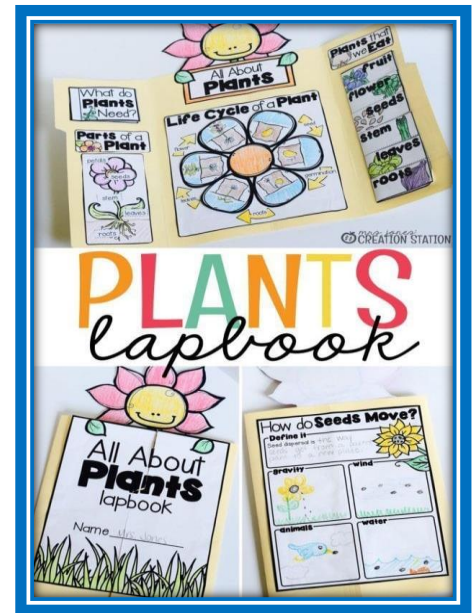
1. Salad craft. Use variety of seasonal fruits and vegetables, cut them in desired shapes and present them creatively to create a salad platter. Give it a suitable name and serve it to your family.



2. Create your wind mill using the link shared. Explain how it helps in saving Earth. Mention the places where they are widely used in India.

https://youtu.be/Yth6_O6ShPc

3. Prepare a brochure on plants. You can include information about their growth process, photosynthesis, types of plants, their importance to the ecosystem etc.
4. The healthy choices lapbook is a fun way for students to show what they have learned about the six essential nutrients besides five food groups creating healthy meals, exercise and activity. Make 5 mini books or individual projects to assess about your health and nutrition.



<https://pin.it/7aj5Tew>

Art Integration

5. “SIKKIM: Where Nature Smiles”: Sikkim is synonymous with sheer magic and wonder. It is serene, cleanest and the safest place to be. Diverse flora and fauna , the bounties of nature, the snow-capped mountain and at the same time fast-paced development of the state leave people in awe.



Find out the following information about Sikkim:

- a) Its Lakes, Monasteries, Waterfalls and the Chief Crops.
- b) Paste pictures of Wildlife Sanctuary / Bird Sanctuary of Sikkim and write in brief about it.
- c) The food of Sikkim is a rich blend of the three cultures. The food is very soothing on the taste buds and leaves you craving as soon as you drop your plate. So the students will go on a virtual tour of Sikkim and learn about the lip-smacking food. Students will compare the cuisine of Delhi and Sikkim (Any two dishes from both the places).

GENERAL KNOWLEDGE

1. Derived from the Sanskrit word “yuji,” meaning yoke or union, Yoga is an ancient practice that brings together mind and body. It incorporates breathing exercises, meditation and poses designed to encourage relaxation and reduce stress.



Yoga can help to fight the pandemic. Prove this by finding few yoga postures that can help you build your immunity. Make them a part of your schedule. Share related pictures too. <https://youtu.be/ceaWc65iB-c>

2. Write names of the captains of all IPL teams. Also make the logos and describe your favourite team.

3. The environment around is abused and exhausted. Tons of pollution surrounds us, plastic in oceans is choking the aquatic life, forest fires are killing the wildlife, climate change is melting the ice.

This environment day, indulge into acts of kindness on nature. Perform at least 5 acts that will help in restoring the environment. Click your pictures and use them to record a message and spread awareness amongst the masses.



COMPUTER SCIENCE

1. Do the following activity for desktop settings.

- a) Sorting Icons b) Auto arrange Icons c) Hide Desktop Icons

YouTube links for your reference: https://youtu.be/R4Nb9PZ2_Ac

2. Add Gadgets on desktop. Find below YouTube links for your reference:

<https://youtu.be/kuXPk1Qfw60>



3. Make a table on different types of computer memory. Draw or paste pictures along with explanation.

4. Explore different type of input devices. Make a list of some popular manufacturing companies.

Art Integration

5. Type a paragraph in MS-Word on the topic Cuisine of North India.

a) Change the text colour of the paragraph.

b) Save the file with name “Cuisine of North India” in My Documents.

c) Close the file. Open the file from My Documents.

Find below YouTube links for your reference:

Change text colour: <https://youtu.be/GXdkD6mhh1A>

Save document in My Documents: <https://youtu.be/34g15w1-BUU>

ART EDUCATION

1. Make beautiful tribal jewellery with paper and waste materials.

Follow the given steps.

- a) Take newspaper's long strips (size 12/6 inches) and make pipes with help of straw or pencil. Take out straw and paste the edge of paper neatly.
(quilling strips can also be used)
- b) Make 20-25 pipes and colour it with your own choice. Cut them in equal size and join them with each other by using old beads like a garland. Use wire for earrings hooks.
- c) Make different designs with paper pipes and decorate jewellery with studs and mirrors as given in picture.

You can take reference from the given link <https://youtu.be/l-D3uxJb97Y>



2. Create a beautiful painting by using ear buds, spoon, leaves, straw etc.

Use fabric or poster colour to make impression on paper and create beautiful painting on A4 size sheet.

Take reference from the given link.

https://youtu.be/H_YmPmX6tnU

