


ADARSH PUBLIC SCHOOL

C-Block, Vikas Puri

A vibrant summer-themed illustration. At the top left is a bright yellow sun with rays. To its right is a large, triangular slice of red watermelon with black seeds. Below the sun is a red ice cream bar on a stick. At the bottom right is a red and white striped lifebuoy and a yellow donut with sprinkles. The background is filled with various green leaves, including large monstera leaves and smaller fern-like leaves. The entire scene is set against a light yellow background.

HOLIDAYS HOMEWORK

CLASS V
(2021-22)



Dear Parents

Holidays are the best time to step away from everyday life and reconnect with our children. It is the time to relax, enjoy and create a bond with our family. Celebrating the holidays to the maximum does take some planning, especially now when we are facing the present scenario of COVID-19. Here are some suggested activities for you to engage your child. Working together will enhance the confidence and develop necessary skills among them. You can plan a happy holiday season with a wish that even a pandemic can't get in the way of making special holiday memories.



- ❖ Help your child be a nature lover by waking them up early morning and talking about the various birds and their sounds.
- ❖ Instill the value of love and affection by encouraging them to spend time with their grandparents.
- ❖ Encourage the child to use magic words such as Sorry, Please, Thank You, My Pleasure etc.
- ❖ Let your child learn the value of helping around in the house by doing small jobs like watering the plants, dusting, cleaning their cupboards, folding the clothes, filling water bottles etc.
- ❖ Play indoor games such as ludo, chess etc. with your child and online educational games as well.



- ❖ The traditional value based stories such as Akbar Birbal, Tenali Rama etc. are evergreen tales for building the child's creative skills. Do narrate them the stories and undertake activities such as enacting and doing the role play of the characters in a fun way.
- ❖ Converse in English with your child at home to boost their confidence in communication and bringing about an overall personality change in them.
- ❖ Watch Informative Channels in English such as BBC news, Discovery, Discovery Science.
- ❖ Be a Reader: Read few story books and learn new words.

Warm Wishes
Pooja Malhotra
Principal

GENERAL INSTRUCTIONS:

- **Holidays' homework should be done in the respective notebooks.**
- **Revise the syllabus done so far.**

ENGLISH

1. Click on the given link https://youtu.be/SzJhh_Wl39M and watch the video carefully. Identify the declarative, interrogative, imperative and exclamatory sentences used in it. Make a table and write the sentences according to their type.

2. Read your favourite book and write the story in your own words. Also make a story wheel to paraphrase the story into eight parts.

Follow the given instructions:

- Draw the shape of a wheel .
- Write the name of the story in the centre of the wheel.
- Number each section of the wheel from 1-8 as shown in the figure.
- Sequence the events from the story and write them in the numbered sections.



3. Write a letter to your friend inviting him to your virtual birthday celebration at home. Mention all the necessary details like: date, venue, theme etc.



4. Write a paragraph on:
 - Corona Warriors- Our Health Workers
 - The cartoon character that I like the most
 - Prevention is better than cure

Art Integrated Activity

Game of Nouns: Make a table and write down the names of person, place, animal and things starting from the alphabet of your name. Also draw the pictures related to it. Take all the alphabets which come in your name. For e.g.: RIYA SHARMA

Alphabet	Name	Place	Animal	Thing	Picture
R	RACHAEL	RAIPUR	RABBIT	RADIO	
I	ISABELLE	INDIA	IGUANA	ICE-CREAM	

हिंदी

1. दिए गए संकेत बिंदुओं के आधार पर चित्रों की सहायता से "कहानी लेखन" करो।

निर्धन व्यक्ति, एक महात्मा जी आए,
सेवा में प्रसन्न, निर्धन व्यक्ति को
प्रतिदिन सोने का अंडा देने वाली मुर्गी
दी, व्यक्ति के मन में लालच, एक दिन
में अमीर बनने का स्वप्न, मुर्गी को
मारना, पछताना।



2. भारत में मान्यता प्राप्त सभी भाषाओं (22 भाषाओं) की तालिका बना कर उनको उनकी लिपि व बोले जाने के स्थान के साथ लिखो।

क्रम संख्या	भाषा	लिपि	बोले जाने का स्थान
1.	कन्नड़	ब्राह्मी लिपि	कर्नाटक

3. हिन्दी पाठमाला पाठ- दो और तीन पढ़ो तथा प्रत्येक पाठ से दस-दस शब्दों पर आधारित वाक्य बनाओ।



4. निम्नलिखित विषयों पर अनुच्छेद लेखन करो।

- हँसी सबसे उत्तम औषधि
- आदर्श विद्यार्थी

रचनात्मक अभिव्यक्ति

मातृ दिवस माता को सम्मान देने के लिए मनाया जाता है। माँ द्वारा दी गई सीख यदि प्रत्येक बच्चा अपनी स्मृति में बसा ले तो जीवन में वह कभी किसी गलत राह पर नहीं जा सकता। प्रस्तुत कहानी के आधार पर।

<https://youtu.be/3CG3jg79k78>

- अपनी माँ द्वारा दी गई कोई दस शिक्षाओं का संकलन कर कार्यपुस्तिका में लिखो।
- अपनी माता के साथ बिताए सुन्दर पलों का संकलन कर उस पर एक कोलाज तैयार करें।



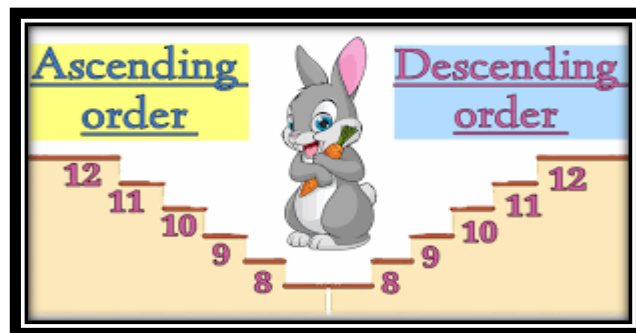
MATHEMATICS

1. Collect the information about any five cricketers. Depict the collected information in tabular form with pictures (using internet and newspaper).

For Eg:

Name of player	No. of centuries	No. of half centuries	Score in IPL
----------------	------------------	-----------------------	--------------

Then arrange them in ascending and descending order on the basis of their scores.



2. Write the following numbers in the Indian and International place value charts. Mark the period with commas and write the number names.

(i) 7985602

(ii) 36549587

(iii) 27036843

(iv) 3691238

3. Sumit's father gave him a digit – 996465369. He asked him to solve the following questions based on the same.

Write the number in words:

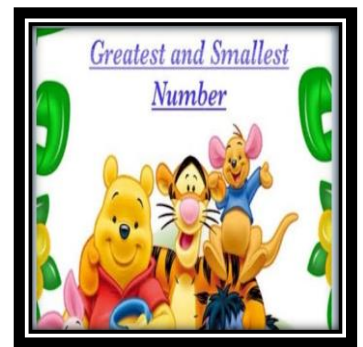
Indian system –

International system –

- a) 6 crore = ----- thousand.
- b) Hundred millions will have ----- zeroes.
- c) The sum of the place values of 6 = -----.
- d) If you replace 9 with 8, write the new number formed. -----
- e) The period of number 4 in Indian system is -----.
- f) Write the successor of the given digit. -----
- g) Write the predecessor of the given digit. -----



4. Take the last six digits of your home telephone number.
- a) Rearrange the digits to build greatest number possible.
 - b) Use the same digits to build the smallest number possible.



5. Read the statements carefully and then answer the following questions:

- a) The population of a village is 37,530. Rounding to the nearest thousand, write the population of the village.
- b) In a box there were around 2943 marbles. Rounding to the nearest ten, write the number of marbles.
- c) Mrs Jain invited 10,568 guests for a wedding. Rounding to the nearest hundred, write the number of the guests.
- d) The height of Mt. Everest is 29,035. Rounding to the nearest thousand, write the height of Mt. Everest.
- e) In an orchard, there are 1755 guava trees. Rounding to the nearest ten, write the number of guava trees.

6. Write and learn the tables from 2 to 20.

SCIENCE

1. Carbon Footprint is the total greenhouse gas emissions caused by an individual, event, organization, service, place or product, expressed as carbon dioxide equivalent. Find out the factors causing it and what can be your contribution towards reducing your carbon footprints. Prepare a beautiful presentation in the notebook.



2. Complete the table:

No.	Situations	Will the seed germinate?	Reasons
1.	Seeds dropped in a desert		
2.	Seeds dropped on Mt. Everest		
3.	Seeds kept in air tight bottle full of water		
4.	Seeds left on window		
5.	Seeds in a pot containing soil and watered regularly		


3. Write short notes on the following:
 - a)Vegetative propagation
 - b) Agriculture
 - c) Agents of seed dispersal
 - d) Different stages of germination of a seed
 - e) Different seasonal crops



4. Make 2 cut outs of Tooth, mark Happy and Sad tooth respectively. Paste pictures of healthy food items on Happy tooth and unhealthy food items on Sad tooth and decorate it beautifully.



5. Draw a beautiful nature scene using different kinds of seeds like lentils, peas, chickpea, red beans (rajma), green moong dal, yellow moong dal etc.



Art Integrated Activity

Sun Printing Art- Exploring the power of sun

Take a cotton cloth fabric, make it wet by dipping it in the water then apply acrylic or fabric paint all over it. Place natural materials like leaves, flowers or ferns on the wet painted cloth. Press the materials so that it gets stuck to the fabric. Let it dry out in the sun for few hours and then gently remove the materials from the cloth once it is completely dried out. You will get the imprint of the material on the fabric. Write the procedure of the activity and illustrate it with pictures. Refer to the link of the video given.

<https://www.youtube.com/watch?v=ZSdqC-KbPQU>



SOCIAL STUDIES

1. Sikkim is a Paradise on the Earth. It is a land of rugged mountains, deep valleys, dense forests, rivers and monasteries etc. Make a project on 'The Beauty of Sikkim'. You can include pictures the following points to make it impressive.

- Physical features [mountain peak, passes and climate, rivers, forests etc]
- Information on the wildlife sanctuaries.
- Monasteries found in Sikkim with a few lines about the Buddhist religion and its eightfold path.
- Recipes of any two delicacies of Sikkim along with their food values.
- Culture [language, dances and costumes].



2. Click on the given link (<https://youtu.be/K6DSMZ8b3LE>), watch the video and find out the names of continents and oceans from the grid. Colour the name of continents in pink and oceans in blue.

A	F	R	I	C	A	A	S	I	A	N
B	Q	C	V	G	Y	I	O	A	S	O
B	M	K	I	L	M	N	U	D	U	R
P	A	C	I	F	I	C	T	C	O	T
A	T	H	N	A	N	H	H	A	S	H
U	L	P	D	T	F	R	A	N	O	A
S	A	L	I	C	P	I	M	T	U	M
T	N	D	A	R	A	U	E	A	T	E
R	T	Q	N	A	P	J	R	R	H	R
A	I	G	H	K	B	Z	I	C	E	I
L	C	A	R	C	T	I	C	T	R	C
I	E	U	R	O	P	E	A	I	N	A
A	N	T	A	R	C	T	I	C	A	A

3. Draw and colour the signs and symbols used in a map.

4. Draw/paste the picture of a map and a globe. Explain their advantages and disadvantages.
5. Draw a map of your school building showing reception area, principal office, library, classrooms, playground and stage.
6. Have you observed any positive environmental changes around you during this lockdown period? Write any five advantages of COVID-19 lockdown on the Ozone layer, flora and fauna, rivers and oceans around the world. Illustrate with pictures.



Art Integrated Activity

A travel brochure / guide lets you explore the best way to enjoy the vacation, know about all famous places to visit and enjoy the plethora of activities.

Be as creative as you can and use the available resources at home to create an alluring travel brochure of any country.

A sample for same is shared for your reference.

Travel Brochure	Fun Things To Do!	I would like to vacation here because...
<div style="border: 1px solid black; padding: 5px; margin-bottom: 10px;">Name of the place</div> <div style="height: 100px; border: 1px solid black;"></div> <div style="border: 1px solid black; height: 20px; margin-top: 5px;"></div> <div style="border: 1px solid black; height: 20px; margin-top: 5px;"></div> <div style="border: 1px solid black; height: 20px; margin-top: 5px;"></div> <div style="border: 1px solid black; height: 20px; margin-top: 5px;"></div>	<div style="border: 1px solid black; height: 100px;"></div>	<div style="border: 1px solid black; height: 100px;"></div> <div style="border: 1px solid black; height: 20px; margin-top: 5px;"></div> <div style="border: 1px solid black; height: 20px; margin-top: 5px;"></div> <div style="border: 1px solid black; height: 20px; margin-top: 5px;"></div> <div style="border: 1px solid black; height: 20px; margin-top: 5px;"></div> <div style="border: 1px solid black; height: 20px; margin-top: 5px;"></div>


GENERAL KNOWLEDGE

1. World Food Safety Day is celebrated on 7th June to draw global attention to the consequences of contaminated food and water to the health. Also, this day focuses on the way to reduce the risk of food poisoning. Safety of food is a key to achieve the Sustainable Development Goals. Make a poster on food safety to create awareness.



2. Make a collage representing IPL team icons of 2021.
3. Write the names of any ten international airports in India and also write the place they are situated in.
4. Make a chart showing the necessary 'yoga asanas' which people should practice during COVID-19.
5. Write the names of any seven countries with their capital, currency and also draw their National Flag.





<u>S. No.</u>	<u>COUNTRY</u>	<u>CAPITAL</u>	<u>CURRENCY</u>	<u>NATIONAL FLAG</u>
1.	India	New Delhi	Rupee	


COMPUTER SCIENCE

1. Make a table on different generations of computer on the basis of their size, speed, components and storage along with pictures.
2. Do the following activity in MSW LOGO:
 - a. Draw triangle, square and rectangle.
 - b. Draw a circle with repeat command.

Link for your reference: <https://youtu.be/dvIyRQ5ncww>



3. Make an exquisite PowerPoint presentation on Delhi. Find the link given below for your reference: <https://youtu.be/olNkxqONsVM>



Art Integrated Activity

4. Select the Calendar Gadget. Click on the larger size button. Describe what you see. Use it to find out what day of the week it is on 31 December this year.



5. In MS Word type paragraph on “Time and Tide wait for none” and do as directed :

- Change the text type, size and style.
- Choose different colours for heading and paragraph text.
- Save it with the name: ‘Time Management’ in your own folder.

Find the link given below for your reference:

<https://youtu.be/emXrqkW3kGg>

ART EDUCATION

1. Make a beautiful Sikkim doll by using plastic bottle. Follow the given steps:

- Take some long white strips of thin paper and paste it on a plastic bottle.
- Plastic bottle should be covered with strips properly. Take a paper and crush it. Make a ball for its face and cover it nicely. Let it dry well.
- Now paint the whole bottle with skin fabric colour.
- Make the eyes, nose and lips for its face and decorate it with waste accessories.
- Use waste cloth to make her clothes in different colour strips as given in the picture.
- Use mirrors and studs to decorate the clothes, hair and its shrug. Take some waste accessories for jewellery.
- Take reference from the given link: <https://youtu.be/n3lz26LIko0>



2. Make a beautiful Madhubani painting .

- Take a sheet, make double border first 1/2 inch and another 1 inch thick with black permanent marker or black sketch pen. Make any geometrical or flower design on the border as shown in the picture.
- Compose a beautiful figure of your choice and use coloured markers to fill the drawing nicely.
- You can take reference from given pictures.

